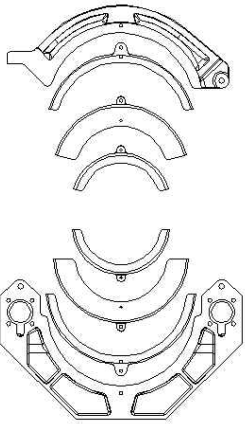
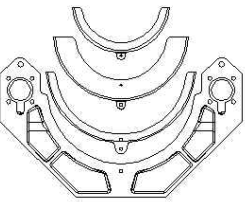


Model: 620SC
Serial Numbers ???? through ????



Pipe Size	Set P/N	Insert Half	Component P/N	Pipe OD
20" IPS	Clamp	Top Clamp		20.00" (508 mm)
		Bottom Clamp		
18" DIPS	28-0220-6800-40	Upper	28-8220-6800-30	19.50" (495 mm)
		Lower	28-8220-6850-30	
18" IPS (Master)	28-0220-6000-40	Upper	28-8220-6010-20	18.00" (457 mm)
		Lower	28-8220-6020-20	
450 mm	No Part Number	Upper	No Part Number	17.72" (450 mm)
		Lower	No Part Number	
16" DIPS	28-0220-6530-40	Upper	28-8220-6540-20	17.40" (442 mm)
		Lower	28-8220-6550-20	

All Inserts Below Require the 28-0220-6000-40 Master

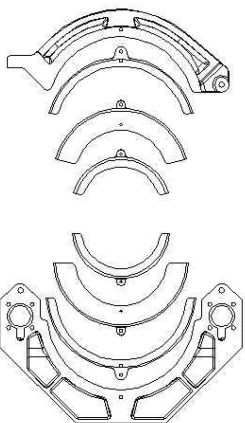


16" IPS	28-0218-6030-40	Upper	28-8218-6040-20	16.00" (406 mm)
		Lower	28-8218-6050-20	
400 mm	28-0218-6240-40	Upper	28-8218-6250-20	15.75" (400 mm)
		Lower	28-8218-6260-20	
14" DIPS	28-0218-6560-40	Upper	28-8218-6570-20	15.30" (389 mm)
		Lower	28-8218-6580-20	
14" IPS/355 mm	28-0218-6060-40	Upper	28-8218-6070-20	14.00" (355 mm)
		Lower	28-8218-6080-20	
340 mm	28-0218-6270-40	Upper	28-8218-6280-20	13.39" (340 mm)
		Lower	28-8218-6290-20	
12" DIPS	28-0218-6590-40	Upper	28-8218-6600-20	13.20" (335 mm)
		Lower	28-8218-6610-20	
12" IPS (Master)	28-0218-6090-40	Upper	28-8218-6100-20	12.75" (324 mm)
		Lower	28-8218-6110-20	
315 mm	28-0218-6300-40	Upper	28-8218-6310-20	12.40" (315 mm)
		Lower	28-8218-6320-20	

This insert will accept McElroy inserts that are 315 mm and smaller. Also McElroy mitered inserts 10" IPS and smaller.



All Inserts Below Require the 28-0220-6000-40 and 28-0218-6590-40 Masters



10" DIPS	28-0218-6620-40	Upper	28-8218-6630-20	11.10" (282 mm)
		Lower	28-8218-6640-20	
10" IPS	28-0218-6120-40	Upper	28-8218-6130-20	10.75" (273 mm)
		Lower	28-8218-6140-20	
250 mm	28-0218-6360-40	Upper	28-8218-6370-20	9.84" (250 mm)
		Lower	28-8218-6380-20	
8" DIPS	28-0218-6650-40	Upper	28-8218-6660-20	9.05" (230 mm)
		Lower	28-8218-6670-20	
225 mm	28-0218-6390-40	Upper	28-8218-6400-20	8.86" (225 mm)
		Lower	28-8218-6410-20	
8" IPS	28-0218-6150-40	Upper	28-8218-6160-20	8.63" (219 mm)
		Lower	28-8218-6170-20	
200 mm	28-0218-6420-40	Upper	28-8218-6430-20	7.87" (200 mm)
		Lower	28-8218-6440-20	

180 mm	28-0218-6450-40	Upper	28-8218-6460-20	7.09" (180 mm)
		Lower	28-8218-6470-20	
6" DIPS	28-0218-6680-40	Upper	28-8218-6690-20	6.90" (175 mm)
		Lower	28-8218-6700-20	
6" IPS	28-0218-6180-40	Upper	28-8218-6190-20	6.63" (168 mm)
		Lower	28-8218-6200-20	
160 mm	28-0218-6480-40	Upper	28-8218-6490-20	6.30" (160 mm)
		Lower	28-8218-6500-20	

Mitered Inserts (11.25°)

18" IPS	28-0220-7000-40	Left Upper	28-8220-7010-20	18.00" (457 mm)
Fits into 20" IPS Clamp		Right Upper	28-8220-7710-20	
		Lower	28-8220-7020-20	
16" DIPS	28-0220-7530-40	Left Upper	28-8220-7540-20	17.40" (442 mm)
Fits into 20" IPS Clamp		Right Upper	28-8220-7740-20	
		Lower	28-8220-7550-20	
16" IPS	28-0220-7030-40	Upper	28-8220-7040-20	16.00" (406 mm)
Fits into 20" IPS Clamp		Lower	28-8220-7050-20	

All Mitered Inserts Below Require the 28-0220-6000-40 Master

14" DIPS	28-0218-7560-40	Upper	28-8218-7570-20	15.30" (389 mm)
		Lower	28-8218-7580-20	
14" IPS	28-0218-7060-40	Upper	28-8218-7070-20	14.00" (355 mm)
		Lower	28-8218-7080-20	
12" DIPS	28-0218-7590-40	Upper	28-8218-7600-20	13.20" (335 mm)
		Lower	28-8218-7610-20	
12" IPS	28-0218-7090-40	Upper	28-8218-7100-20	12.75" (324 mm)
		Lower	28-8218-7110-20	

All Mitered Inserts Below Require the 28-0220-6000-40 and 28-0218-6590-40 Masters

10" DIPS	28-0218-7620-40	Upper	28-8218-7630-20	11.10" (282 mm)
		Lower	28-8218-7640-20	
10" IPS	28-0218-7120-40	Upper	28-8218-7130-20	10.75" (273 mm)
		Lower	28-8218-7140-20	
8" DIPS	28-0218-7650-40	Upper	28-8218-7660-20	9.05" (230 mm)
		Lower	28-8218-7670-20	
8" IPS	28-0218-7150-40	Upper	28-8218-7160-20	8.63" (219 mm)
		Lower	28-8218-7170-20	
6" DIPS	28-0218-7680-40	Upper	28-8218-7690-20	6.90" (175 mm)
		Lower	28-8218-7700-20	
6" IPS	28-0218-7180-40	Upper	28-8218-7190-20	6.63" (168 mm)
		Lower	28-8218-7200-20	

